CELTX 101

GETTING STARTED

What You Need To Do

Before you start writing, you need to come up with a plan. Scripts and screenplays are simultaneously pieces of creative writing and technical documents, designed to communicate a story while at the same time providing a blueprint for how to convey that story cinematically.

This means that laying out and workshopping your ideas in a cohesive structure should always come before diving right into the script. Making sure that you don't get lost in your own story out of the gate will save you time in the long run.

How Celtx Helps

Subscribing unlocks our Integrated Index Cards tool. With this module, you can sketch out the framework for your story in a simple point-and-click interface and instantly transform it into a formatted script.

WRITING YOUR SCRIPT

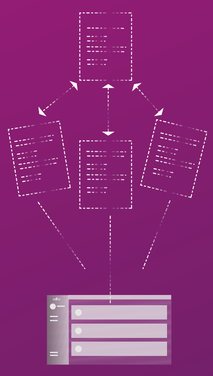

What You Need To Do

Screenwriting is an art unto itself, with enough theory and schools of thought behind it to fill a library - that is to say, it's far too broad a subject to explicate here. We can't necessarily tell you what to write (or how to write it), but we can offer these two guiding principles: use the correct formatting, and stay committed.

How Celtx Helps

Creating properly formatted scripts in Celtx is truly effortless. Our editor is the product of twelve years of development and consistent refinement: it's agile, accessible, takes care of the details for you, and can be mastered in minutes.

Subscribing will bring a suite of enhanced writing tools into your script editor, such as revision mode or the previously mentioned Integrated Index Cards. To help you stay on target, you'll also gain access to Script Insights, a personal assistant that will help you track performance, set writing goals, and analyze the content of your story.

THE BREAKDOWN

What You Need To Do

Taking a script into production isn't simply a matter of handing it off to a director. Before you can start planning your shoot, you need to qualify the practical implications of what your script calls for: everything that will conceivably appear on screen needs to be defined. This is called "breaking down" a script, and it's critical to ensuring that the finished product accurately reflects the written one.

How Celtx Helps

If you subscribe to either of our Production plans, breaking down your script becomes a snap. Using the dedicated Breakdown document, you'll be able to quickly navigate through and tag your script content, scene by scene. The result is a fleshed out production catalog that's ready to go when you are - no highlighters, no rulers, and no stress.

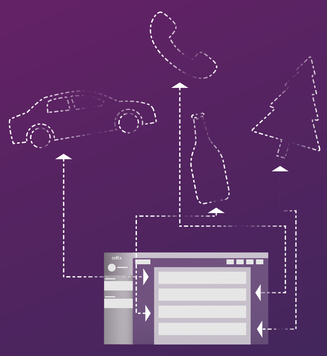

PRE PRODUCTION

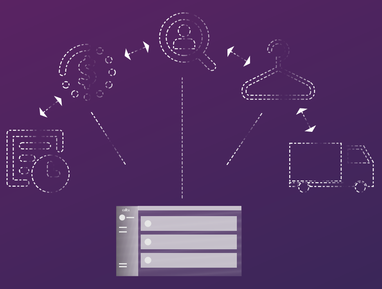

What You Need To Do

Even the smallest of productions demand careful logistics. Once you determine what it is exactly you need to shoot to turn your script into a film or video, you then need to make those requirements a reality: drafting a budget, hiring cast and crew, buying props and wardrobe, securing equipment and locations, creating a schedule - the list goes on. Having even small details unaccounted for can derail everything. You must be fastidious and precise.

How Celtx Helps

To put it simply, we help with everything. Subscribing to a Productions plan provides you with a suite of advanced planning tools that guide you through your pre-production phase. From storyboarding to budgeting, these modules synchronize to take the leg work out of the process.

Your breakdown will populate your production catalog, your production catalog will populate your budget, and your script will populate your stripboard - you don't need to worry about missing a detail or revising production documents to reflect a change. This streamlined approach drastically reduces the time it takes to get prepared.

GOING TO CAMERA

What You Need To Do

This is where the rubber meets the road. Shooting is an exhausting and expensive exercise in controlling chaos. You'll more than likely need to deal with circumstances beyond your control. Your bulwark against things going completely wrong will come from your careful planning and a commitment to clear and constant communication with your crew.

Scheduling is everything at this point. If something changes, everyone needs to know as soon as possible - nothing burns time and money faster than a film crew without direction.

How Celtx Helps

The same tools that made your pre-production painless will do the same for your shoot. For every day of your production, your cast and crew will need fast access to accurate and concise documentation in the form of call sheets, shot lists, DooDs, and script sides.

Your Schedule module makes generating these reports exponentially faster. By drawing the correct data directly from your production catalog and stripboard, there's no easier way to draft (or re-draft) a call sheet. The ability to seamlessly re-organize or instantly distribute these critical documents puts an end to the mantra of "hurry up and wait."